

## Monthly Factsheet

NAV at Sep 30, 2024

### Fund Description

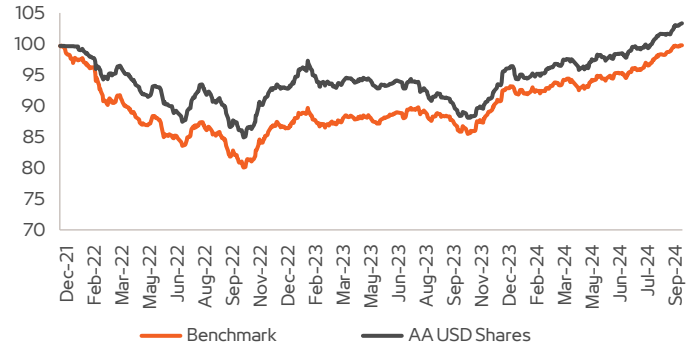
The Investment Objective is to maximize total return through income and capital growth by investing in a portfolio of US dollar bonds from global emerging markets.

AA USD Shares | BI USD Shares  
**10.42** | **10.65**

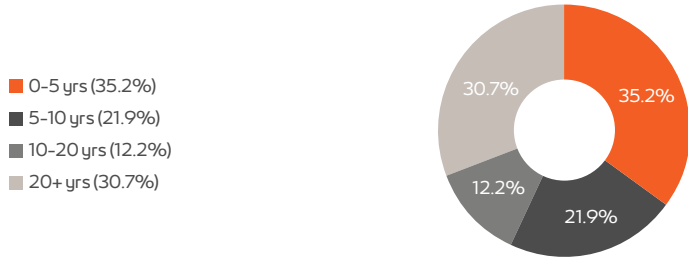
### Key Features<sup>1</sup>



### Performance Chart<sup>2</sup>



### Maturity Profile

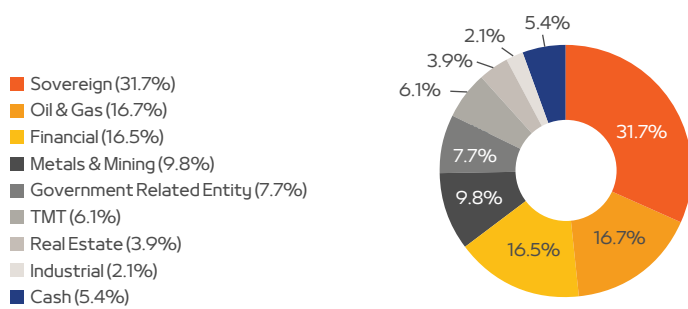


### Fund Returns

	MTD	YTD	1 Year	3 Years	5 Years	SI
NAV AA USD Shares	2.0%	8.2%	17.7%	-	-	4.2%
NAV BA USD Shares	0.0%	3.3%	-	-	-	3.3%
NAV BI USD Shares	1.9%	6.5%	-	-	-	6.5%
Benchmark	1.8%	8.2%	17.0%	-	-	0.1%

\*AA USD share class outperformance benchmark since inception, over 100 basis points

### Industry Allocation

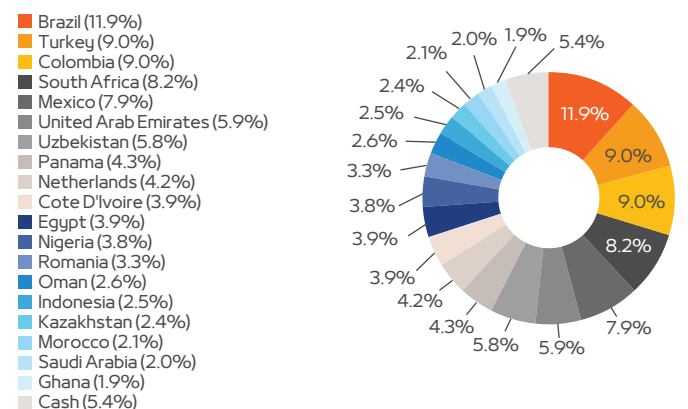


### Fund Statistics

Average Coupon	7.6
Average Credit Rating	BB-
Average Maturity (Years)	11.1
Average Yield	7.7
Modified Duration	5.8

AA USD Shares	
Volatility 1 year	4.6%
Sharpe Ratio - 1 year	3.1

### Regional Allocation



### Top Holdings

Republic of Colombia	5.1%
Republic of Panama	4.3%
Republic of South Africa	4.3%
VEON Holdings	4.2%
Samarco Mineracao	4.1%

## Monthly Factsheet

### Monthly Performance (%)

	Jan	Feb	Mar	Apr	May	Jun	Jul	Aug	Sep	Oct	Nov	Dec	Total
<b>AA USD Shares</b>													
2024	-1.5	1.2	1.7	-1.5	1.5	0.6	1.8	2.2	2.0	-	-	-	<b>8.0</b>
2023	3.5	-2.2	0.2	0.5	-1.3	1.0	-0.3	-2.2	-3.1	-1.5	5.0	5.2	<b>4.8</b>
2022	-0.8	-3.2	0.2	-3.5	-0.2	-5.4	2.6	0.5	-5.9	-0.2	7.5	1.0	<b>-7.4</b>
2021	-	-	-	-	-	-	-	-	-	-	-	0.0	<b>0.0</b>
<b>BA USD Shares</b>													
2024	0.8	1.2	1.6	-1.6	-	-	-	-	-	-	-	-	<b>2.0</b>
<b>BI USD Shares</b>													
2024	-1.6	1.2	-	-1.5	1.5	0.6	1.7	2.2	1.9	-	-	-	<b>6.0</b>
2023	-	-	-	-	-	-	-	-	-0.5	-1.6	4.3	4.6	<b>6.8</b>

### Monthly Payout (Amount Per Unit)

BI USD Shares	Jan	Feb	Mar	Apr	May	Jun	Jul	Aug	Sep	Oct	Nov	Dec	Total
2024	0.06	-	-	-	-	-	-	-	-	-	-	-	<b>0.06</b>
2023	-	-	-	-	-	-	-	-	-	0.06	0.06	0.06	<b>0.18</b>

### Fund Details

Share Class	Currency	ISIN	Type	Bloomberg Ticker	Lipper ID	Minimum Subscription	Additional Subscription	Minimum Subscription	Additional Subscription	Fees				Redemption thresholds
						USD	USD	AED	AED	Management	Distribution	Performance	Subscription	
AA	USD	AEDFXA03C265	Accumulation	MGEMAAU UH	-	100,000	1,000	-	-	0.70%	0.00%	NIL	Upto 3%	Up to 3% within first 3months, 2% within 3-6months, 1% within 6-12months. Minimum redemption amount of USD 50 and AED 100
AA	AED	AEDFXA03C273	Accumulation	MGEMAAA UH	-	-	-	350,000	5,000	0.70%	0.00%			
BI	USD	AEDFXA03C307	Income	MGEMBIU UH	-	100	100	-	-	1.00%	0.30%			
BI	AED	AEDFXA03C315	Income	MGEMBIA UH	-	-	-	100	100	1.00%	0.30%			
BA	USD	AEDFXA03C281	Accumulation	MGEMBAU UH	-	100	100	-	-	1.00%	0.30%			
BA	AED	AEDFXA03C299	Accumulation	MGEMBAD UH	-	-	-	100	100	1.00%	0.30%			
CA	USD	AEDFXA03C323	Accumulation	MGEMCAU UH	-	100	100	-	-	0.70%	0.00%			
CA	AED	AEDFXA03C331	Accumulation	MGEMCAA UH	-	-	-	100	100	0.70%	0.00%			

Fund size	<b>USD 10.42 million</b>
Fund Type	Open Ended Fund
Inception Date	December 29, 2021
Domicile	DIFC, Dubai
Regulator	The Dubai Financial Services Authority (DFSA)
Currency	USD
Benchmark	Bloomberg EM USD Aggregate Total Return Index Value Unhedged (Ticker EMUSTRUU)
Fund Manager	Mashreq Capital (DIFC) Limited

Registrar and Transfer Agent	Apex Fund Services (Dubai) Ltd.
Custodian	First Abu Dhabi Bank PJSC
Auditor	Deloitte LLP
Valuation date	The Valuation Date will be the close of business (UAE time) at each Business Day
Dealing date (Subscription/Redemption)	Each Business Day
Notice Periods (Subscription/Redemption)	At least two Business Days prior to the desired Subscription /Redemption Date
Mashreq Capital's Quarterly Outlook	<a href="#">Proceed to the following link</a>

<sup>1)</sup>Key Features and Portfolio Details are targets, not guarantees. The Net Distribution Yield of 7.2% and the Predictable Payout of 0.6% per month are targets based on the prevailing yields at the time of constructing the portfolio. Yields and the distribution may rise or fall during the life of the product depending on market movements and portfolio management of the underlying bonds. The Average credit rating BB- is based on the Bloomberg Composite Credit Rating. Target Distributing of 7.2% is indicative. Principal can vary due to profit and loss, realized or unrealized gains, whether or not net of realized or unrealized losses, any coupons or distributions received from the underlying bonds, interest earned, any other cash receipts and capital.

<sup>\*\*</sup>Kindly be advised that effective from 1st January 2018, all of the above mentioned fees and charges will be subject to an additional 5% Value Added Tax.

<sup>\*</sup>Please be informed that our business days are Monday to Friday unless the UAE Ministry of Labour or the DIFC Authority announce that such a day will be a holiday in the DIFC and, in relation to a particular Sub-Fund, such other place or places as may be specified in the relevant Annex.

+971 4 424 4618

MarketingTeam@mashreq.com

www.mashreqcapital.ae

**Disclaimer:** This document has been prepared based on the sources believed to be reliable solely for information purposes by Mashreq Capital (DIFC) Limited ("MC") in its capacity as the Fund Manager of the Fund. MC is incorporated in the Dubai International Financial Center ("DIFC") and regulated by the Dubai Financial Services Authority ("DFSA"). This document does not constitute investment advice, solicitation, any offer or personal recommendation by MC or any related MC entity (which includes for the purpose of this disclaimer, any employee, director, officer or representative of any MC entity), to buy or sell any security, product, service or investment, or to engage in or refrain from engaging in any transaction, including any jurisdiction where any such investment advice, solicitation, offer and/or personal recommendation would be contrary to any law or regulation in that jurisdiction. Certain assumptions may have been made in the analysis that resulted in any information, projection, results and/or returns detailed in this document.

No warranty or representation is made that any returns/results indicated would be achieved or that all assumptions in achieving these returns/results have been considered. Past performance is not necessarily indicative of future results. Neither MC nor any related entity warrants or represents the accuracy of the information provided herein and any view expressed in this note reflects the personal view of the analyst(s) and does not take account of any individual investor's objectives, financial situation or needs or the suitability of investments against your individual needs and risk tolerance. Investors are required to undertake their own assessment and seek appropriate financial, legal, tax and regulatory advice to determine whether any investment is appropriate for them in light of their experience, objectives, financial resources and other relevant circumstances. Neither MC nor any related entity accepts any liability whatsoever for any direct, indirect, consequential or any other category of loss (except where there is gross negligence or willful misconduct on part of MC) arising from any use of this document and/or further communication in relation thereto. Neither MC nor any related entity has any obligation to correct or update the information or opinions in this document and any opinion expressed is subject to change without notice. This document is disseminated primarily electronically, and, in some cases, in printed form.

Any terms in this document are indicative and do not constitute solicitation or an offer to sell to the public, whether on any particular terms or at all. This document is not intended to identify, represent or notify any conclusive terms and conditions of any transaction, or other material considerations or any possible risk, direct or indirect that would or may be involved in undertaking any such transaction.

Prospective investors in the Fund must obtain and carefully read the Fund's most recent Prospectus as well as seek separate independent financial advice and prior to making an investment in the Fund to assess the suitability, lawfulness and risks involved. Prospective investors should be aware that investment in the Fund carries a significant degree of risk. The value of the investment and the income from it can fall as well as rise as the Fund are subject to investment risks, including the possible loss of the principal amount invested.

This information is not for distribution to general public and is intended for recipients only and may not be published, circulated or distributed in whole or part to any other person without the written consent of MC. Where this information is related to a Fund licensed to be marketed, it is directed to persons authorized to invest in the Fund and residing in jurisdictions where the Fund / investment product is authorized for distribution or where no such authorization is required.