

# Mashreq Global Emerging Markets Bond Fund (MGEMBF)

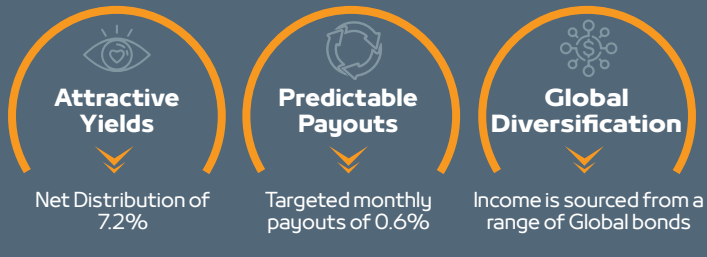
NAV at Jun 28, 2024

## Fund Description

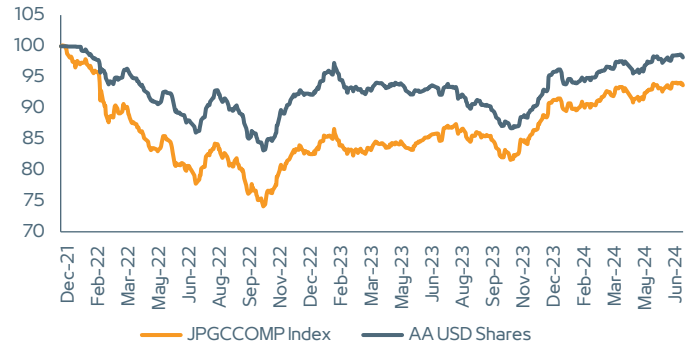
The Investment Objective is to maximize total return through income and capital growth by investing in a portfolio of US dollar bonds from global emerging markets.

AA USD Shares | BI USD Shares  
**9.82** | **10.05**

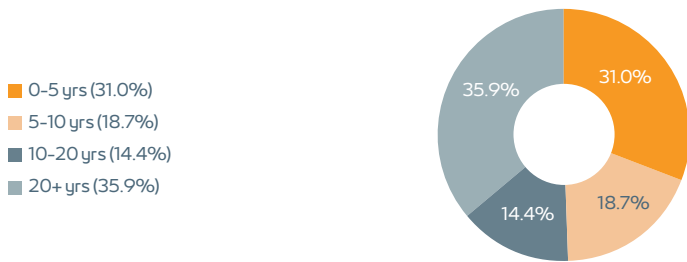
## Key Features<sup>1</sup>



## Performance Chart<sup>2</sup>



## Maturity Profile

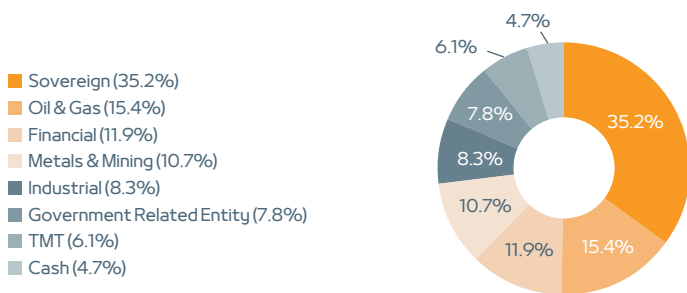


## Fund Returns

	MTD	YTD	1 Year	3 Years	5 Years	SI
NAV AA USD Shares	0.6%	2.0%	4.8%	-	-	-1.8%
NAV BA USD Shares	-	3.3%	-	-	-	3.3%
NAV BI USD Shares	0.6%	0.5%	-	-	-	0.5%
Benchmark	0.8%	3.1%	9.3%	-	-	-3.4%

\*AA USD share class more than 80 basis points outperformance over benchmark since inception.

## Industry Allocation

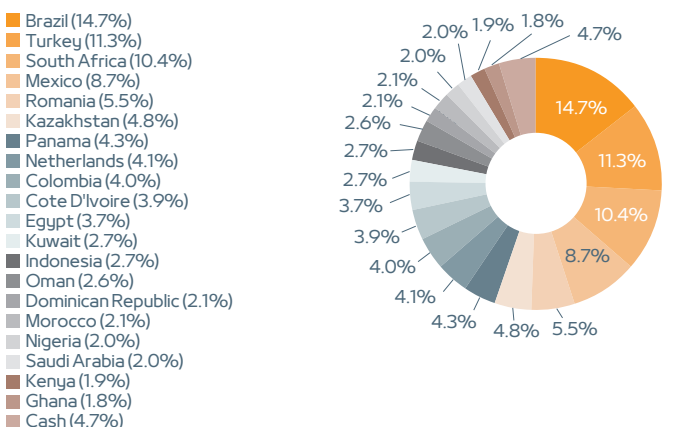


## Fund Statistics

Average Coupon	7.4
Average Credit Rating	BB
Average Maturity	12.6
Average Yield	8.3
Modified Duration	6.3

AA USD Shares	
Volatility 1 year	5.1%
Sharpe Ratio - 1 year	0.1

## Regional Allocation



## Top Holdings

Republic of Romania	5.5%
Republic of Mexico	4.8%
KazMunayGas	4.8%
Samarco Mineracao	4.7%
Republic of Panama	4.3%

# Mashreq Global Emerging Markets Bond Fund (MGEMBF)

## Monthly Performance (%)

	Jan	Feb	Mar	Apr	May	Jun	Jul	Aug	Sep	Oct	Nov	Dec	Total
<b>AA USD Shares</b>													
2024	-1.5	1.2	1.7	-1.5	1.5	0.6	-	-	-	-	-	-	2.1
2023	3.5	-2.2	0.2	0.5	-1.3	1.0	-0.3	-2.2	-3.1	-1.5	5.0	5.2	4.8
2022	-0.8	-3.2	0.2	-3.5	-0.2	-5.4	2.6	0.5	-5.9	-0.2	7.5	1.0	-7.4
2021	-	-	-	-	-	-	-	-	-	-	-	0.0	0.0
<b>BA USD Shares</b>													
2024	0.8	1.2	1.6	-1.6	-	-	-	-	-	-	-	-	2.0
<b>BI USD Shares</b>													
2024	-1.6	1.2	-	-1.5	1.5	0.6	-	-	-	-	-	-	0.2
2023	-	-	-	-	-	-	-	-	-0.5	-1.6	4.3	4.6	6.8

## Monthly Payout (Amount Per Unit)

	Jan	Feb	Mar	Apr	May	Jun	Jul	Aug	Sep	Oct	Nov	Dec	Total
<b>BI USD Shares</b>													
2024	0.06	-	-	-	-	-	-	-	-	-	-	-	0.06
2023	-	-	-	-	-	-	-	-	-	0.06	0.06	0.06	0.18

## Fund Details

Fund size	USD 9.82 million	
Fund Type	Open ended fund	
Inception date	December 29, 2021	
Domicile	DIFC, Dubai	
Currency	USD	
Fund Manager	Dubai Financial Services Authority (DFSA)	Minimum Subscription
Administrator and Registrar	Apex Fund Services (Dubai) Ltd.	<ul style="list-style-type: none"> <li>USD 100,000 in respect of the Class "MGEMB AA USD" Shares. Additional subscriptions may be made in increments of USD 1,000.</li> <li>AED 350,000 in respect of the Class "MGEMB AA AED" Shares. Additional subscriptions may be made in increments of AED 5,000.</li> <li>USD 1 in respect of the Class "MGEMB BA USD", "MGEMB BI USD" and "MGEMB CA USD" Shares. Additional subscriptions may be made in increments of USD 1.</li> <li>AED 100 in respect of the Class "MGEMB BA AED", "MGEMB BI AED" and "MGEMB CA AED" Shares. Additional subscriptions may be made in increments of AED 10.</li> </ul>
Custodian	First Abu Dhabi Bank PJSC	
Auditor	Deloitte & Touche, Dubai	
Valuation Day	Each Business Day	
Dealing Day (Subscription/Redemption)	Each Business Day	
Subscription Fee	Up to 3% in respect of "MGEMB AA USD", "MGEMB AA AED", "MGEMB BA USD", "MGEMB BA AED", "MGEMB BI USD" and "MGEMB BI AED" Shares Up to 2% in respect of "MGEMB CA USD" and "MGEMB CA AED" Shares	Redemption Fee
Distribution Fee	0% in respect of Class "MGEMB AA USD", "MGEMB AA AED", "MGEMB CA USD" and "MGEMB CA AED" Shares 0.3% in respect of Class "MGEMB BA USD", "MGEMB BA AED", "MGEMB BI USD" and "MGEMB BI AED" Shares	Management Fee
ISIN	AEDFXA03C273 in respect of Class "MGEMB AA AED" Shares AEDFXA03C265 in respect of Class "MGEMB AA USD" Shares AEDFXA03C299 in respect of Class "MGEMB BA AED" Shares AEDFXA03C281 in respect of Class "MGEMB BA USD" Shares AEDFXA03C315 in respect of Class "MGEMB BI AED" Shares AEDFXA03C307 in respect of Class "MGEMB BI USD" Shares AEDFXA03C331 in respect of Class "MGEMB CA AED" Shares AEDFXA03C323 in respect of Class "MGEMB CA USD" Shares	Bloomberg Ticker
		Notice Periods

<sup>1</sup>Key Features and Portfolio Details are targets, not guarantees. The Net Distribution Yield of 7.2% and the Predictable Payout of 0.6% per month are targets based on the prevailing yields at the time of constructing the portfolio. Yields and the distribution may rise or fall during the life of the product depending on market movements and portfolio management of the underlying bonds. The Average credit rating BB is based on the Bloomberg Composite Credit Rating. Target Distributing of 7.2% is indicative. Principal can vary due to profit and loss, realized or unrealized gains, whether or not net of realized or unrealized losses, any coupons or distributions received from the underlying bonds, interest earned, any other cash receipts and capital.

<sup>2</sup>Benchmark - This Sub-Fund's benchmark is a blended index consisting of 50% "JP Morgan EMBI Global Diversified Index" ("EMBI") and 50% JP Morgan CEMBI Broad Diversified Index" ("CEMBI").

Please visit <https://www.mashreqcapital.ae/en/home/stay-up-to-date/outlook/> link for Mashreq Capital's Quarterly Outlook.

Please note with effect from 1<sup>st</sup> January 2018, all fees & charges mentioned above are subject to additional 5% Value Added Tax

**Contact Us: Tel: +971 4 424 4618**

**Email: MarketingTeam@mashreq.com**

**Web: www.mashreqcapital.ae**

**Disclaimer:** This document has been prepared based on the sources believed to be reliable solely for information purposes by Mashreq Capital (DIFC) Limited ("MC") in its capacity as the Fund Manager of the Fund. MC is incorporated in the Dubai International Financial Center ("DIFC") and regulated by the Dubai Financial Services Authority ("DFSA"). This document does not constitute investment advice, solicitation, any offer or personal recommendation by MC or any related MC entity (which includes for the purpose of this disclaimer, any employee, director, officer or representative of any MC entity), to buy or sell any security, product, service or investment, or to engage in or refrain from engaging in any transaction, including any jurisdiction where any such investment advice, solicitation, offer and/or personal recommendation would be contrary to any law or regulation in that jurisdiction. Certain assumptions may have been made in the analysis that resulted in any information, projection, results and/or returns detailed in this document.

No warranty or representation is made that any returns/results indicated would be achieved or that all assumptions in achieving these returns/results have been considered. Past performance is not necessarily indicative of future results. Neither MC nor any related entity warrants or represents the accuracy of the information provided herein and any view expressed in this note reflects the personal view of the analyst(s) and does not take account of any individual investor's objectives, financial situation or needs or the suitability of investments against your individual needs and risk tolerance. Investors are required to undertake their own assessment and seek appropriate financial, legal, tax and regulatory advice to determine whether any investment is appropriate for them in light of their experience, objectives, financial resources and other relevant circumstances. Neither MC nor any related entity accepts any liability whatsoever for any direct, indirect, consequential or any other category of loss (except where there is gross negligence or willful misconduct on part of MC) arising from any use of this document and/or further communication in relation thereto. Neither MC nor any related entity has any obligation to correct or update the information or opinions in this document and any opinion expressed is subject to change without notice. This document is disseminated primarily electronically, and, in some cases, in printed form.

Any terms in this document are indicative and do not constitute solicitation or an offer to sell to the public, whether on any particular terms or at all. This document is not intended to identify, represent or notify any conclusive terms and conditions of any transaction, or other material considerations or any possible risk, direct or indirect that would or may be involved in undertaking any such transaction.

Prospective investors in the Fund must obtain and carefully read the Fund's most recent Prospectus as well as seek separate independent financial advice and prior to making an investment in the Fund to assess the suitability, lawfulness and risks involved. Prospective investors should be aware that investment in the Fund carries a significant degree of risk. The value of the investment and the income from it can fall as well as rise as the Fund are subject to investment risks, including the possible loss of the principal amount invested.

This information is not for distribution to general public and is intended for recipients only and may not be published, circulated or distributed in whole or part to any other person without the written consent of MC. Where this information is related to a Fund licensed to be marketed, it is directed to persons authorized to invest in the Fund and residing in jurisdictions where the Fund / investment product is authorized for distribution or where no such authorization is required.

Office address: Mashreq Capital (DIFC) Ltd, Al Fattan Currency House, Tower 1, Floor 1, Office 111, Dubai, UAE